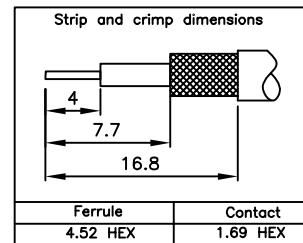
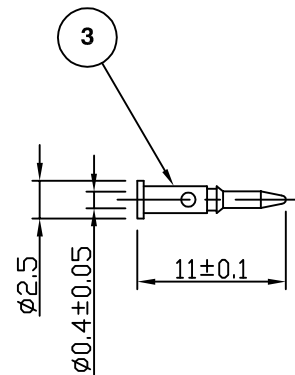
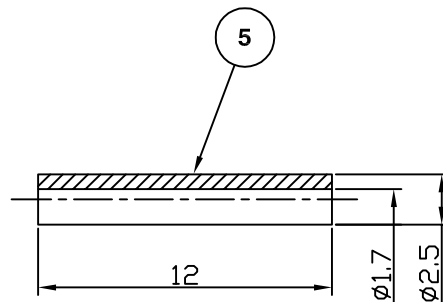
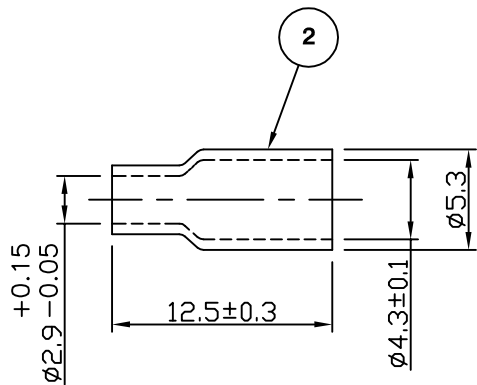
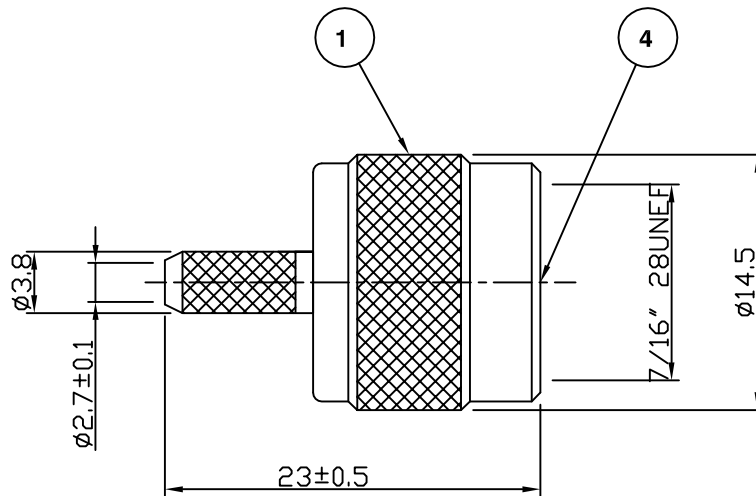


RoHS COMPLIANT



**Electrical Characteristics**

Nominal Impedance:	75 ohms
Frequency Range:	DC to 1 GHz
VSWR:	1.35:1 maximum
Insertion Loss:	0.2 dB at 3 GHz
Operating Voltage (rms):	500 V maximum at sea level
Dielectric Withstand Voltage (rms):	1500 V maximum at sea level
Contact Resistance:	1.5 milliohms maximum
Insulation Resistance:	5000 megohms minimum

**Mechanical Characteristics**

Mating Cycles:	500 cycles minimum
Interface Dimensions:	Conform to MIL-C-39012

**Environmental Characteristics**

Temperature Range:	-65 °C to +165 °C
--------------------	-------------------

PART	DESCRIPTION
1	Body Brass, nickel plated
2	Ferrule Brass, nickel plated
3	Contact Brass, gold plated
4	Dielectric PTFE
5	Insulator Delrin

Assy Instruction ref changed	MS	3	11 Feb 13
CAD Issue	MT	2	18 Aug 06
First Issue	MT	1	18 Aug 06
DESCRIPTION OF REVISION	APPVD	ISS	DATE

For stripping and assembly instructions see Drawing Number: VAIT1104



Cinch Connectivity Solutions  
11 Bilton Road,  
Chelmsford,  
Essex, CM1 2UP, UK  
Tel: +44 (0) 1245 359515  
Fax: +44 (0) 1245 358938

SCALE: Not To Scale

DIMENSIONS: mm

TOLERANCES:  
± 0.2mm unless  
otherwise stated

DRAWN BY:

M Terry

CHECKED BY:

A Tusi

APPROVED BY:

J Williams

DATE:

18 Aug 06

TITLE:

**TNC Crimp Plug for  
RG179**

PART NUMBER:

**VT10-2061**

PAGE: 1 of 1