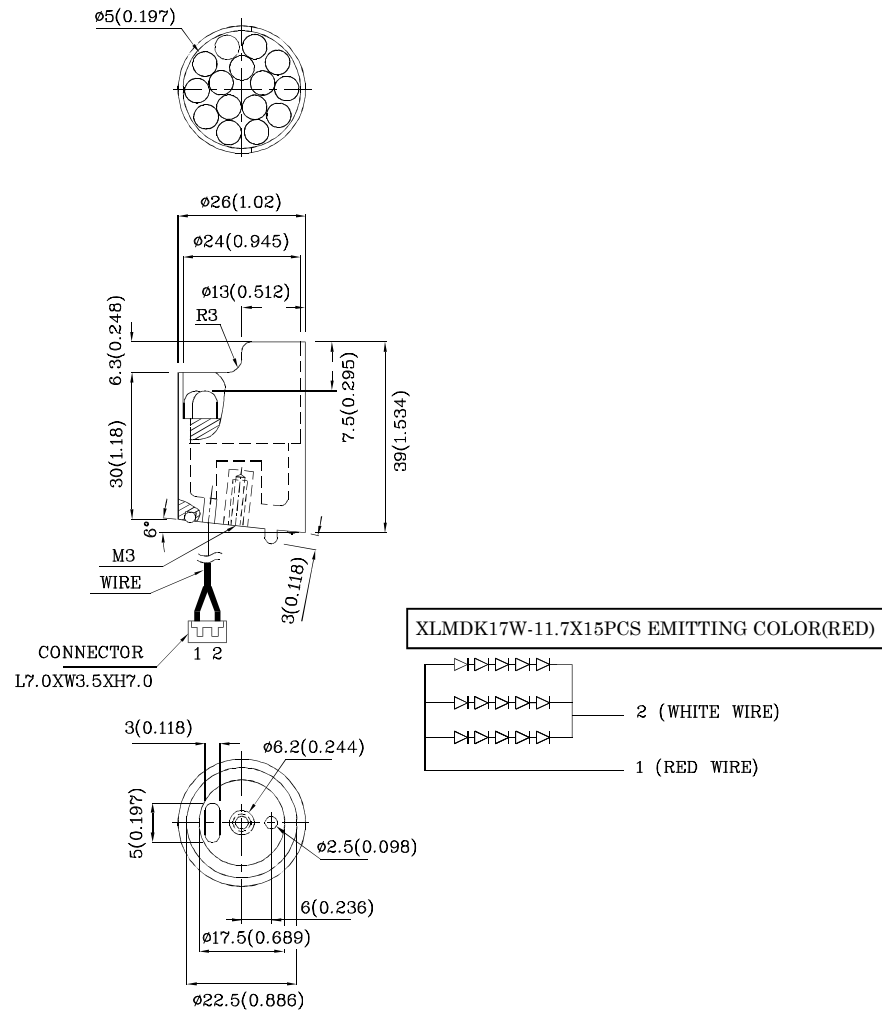


### Features

- Water proof package with hood suitable for outdoor and indoor information boards.
- RoHS compliant.



### Package Schematics



Notes:

1. All dimensions are in millimeters (inches).
2. Tolerance is  $\pm 0.25(0.01)$  unless otherwise noted.
3. Specifications are subject to change without notice.

**Electrical / Optical Characteristics at TA=25°C**

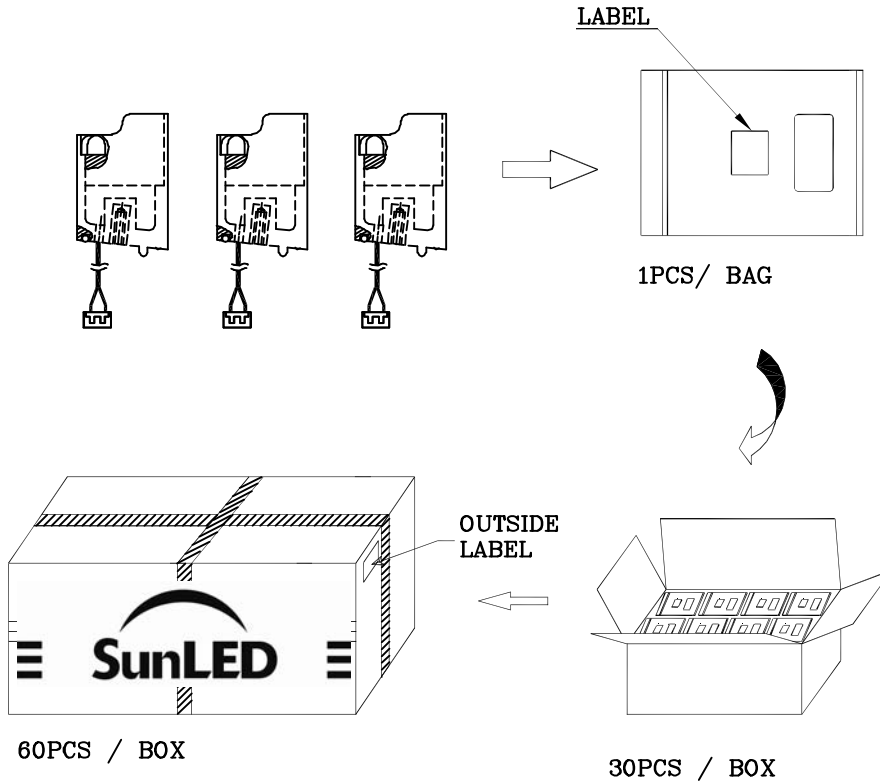
Symbol	Parameter	Device	Min	Typ.	Max.	Units	Test Conditions
I <sub>v</sub>	Luminous Intensity	XK15MDKW51	10500	22490	-	mcd	I <sub>F</sub> =60mA
			3750*	7490*	-		
2 01/2	Viewing Angle		-	40	-	deg	-
V <sub>F</sub>	Forward Voltage		-	9.75	12.5	V	I <sub>F</sub> =60mA
λ <sub>P</sub>	Peak Wavelength		-	645*	-	nm	I <sub>F</sub> =60mA
λ <sub>D</sub>	Dominant Wavelength		-	630*	-	nm	I <sub>F</sub> =60mA
Δλ 1/2	Spectral Line Half-width		-	28	-	nm	I <sub>F</sub> =60mA
I <sub>R</sub>	Reverse Current		-	-	30	uA	V <sub>R</sub> = 5V


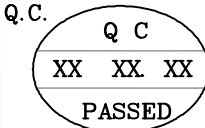

\*Luminous intensity value and wavelength are in accordance with CIE127-2007 standards.

**Absolute Maximum Ratings at TA=25°C**

Parameter	Type	Units
Total Power dissipation	1125	mW
Total DC Forward Current	90	mA
Reverse Voltage	5	V
Operating Temperature	-40°C To +70°C	
Storage Temperature	-40°C To +85°C	

**PACKING & LABEL SPECIFICATIONS**



		
P/NO : XK15xxx		
QTY : 1pcs		CODE: XXX
S/N : XX		
LOT NO:		
 xxxxxxxxxxxxxxxxxxxxxxxxxxxx		
<b>RoHS Compliant</b>		

**TERMS OF USE**

1. Data presented in this document reflect statistical figures and should be treated as technical reference only.
2. Contents within this document are subject to improvement and enhancement changes without notice.
3. The product(s) in this document are designed to be operated within the electrical and environmental specifications indicated on the datasheet.  
User accepts full risk and responsibility when operating the product(s) beyond their intended specifications.
4. The product(s) described in this document are intended for electronic applications in which a person's life is not reliant upon the LED. Please consult with a SunLED representative for special applications where the LED may have a direct impact on a person's life.
5. The contents within this document may not be altered without prior consent by SunLED.
6. Additional technical notes are available at <http://www.SunLEDusa.com/TechnicalNotes.asp>