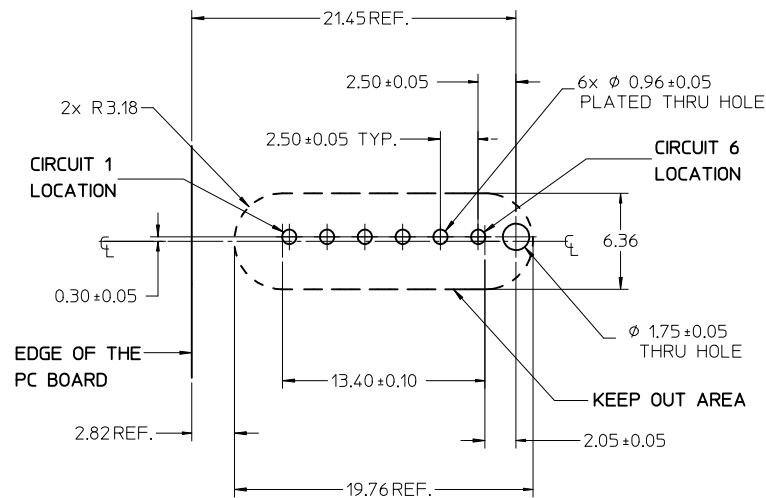
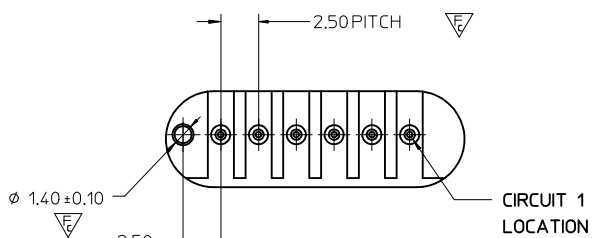
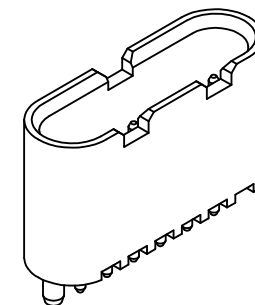


SECTION Z-Z



PCB LAYOUT: COMPONENT SIDE
PCB THICKNESS: 1.80MM

NOTES:

- HOUSING MATERIAL: LCP, 94 V-0, BLACK
PIN MATERIAL: 0.7mm ROUND BRASS
PIN PLATING: 2.5µm (100Mn) TIN OVER
1.25µm (50Mn) NICKEL.
- PART MATES WITH MOLEX RECEPTACLE SERIES 46528.
- PACKAGING SPECIFICATION: 500PCS. IN 96707-0012 SHIPPING CARTON, PADDED WITH PINK FOAM ON TOP AND BOTTOM.
- WHEN THIS PRODUCT IS USED IN A BLIND MATING APPLICATION THE SYSTEM LEVEL DESIGN MUST INCORPORATE GUIDANCE SO THE CONNECTORS ARE WITHIN THE CAPTURE ENVELOPE OF THE FLANGES ON THE HEADER OR PLUG HOUSING AND CAN THUS ALIGN THEMSELVES AS THEY COME TOGETHER.
FLOAT IS ALSO REQUIRED IN THE OVERALL DESIGN, TO ALLOW THE PCB RECEPTACLE OR IT'S MATE TO MOVE INTO A STRESS-FREE POSITION AFTER MATING.
- PRODCUT SPECIFICATION: PS-45579-001

| | | | | | | | | | |
|---|-----------|--|-----------------|---|---|--|---|------------------------|--|
| ADD PIN DIA A3 | REV A3 | DESCRIPTION IC NO: UCP2010-3329 DRAWN: DROSCA 2010/06/30 CHKD: JCOMERC I 04/10/2007 APPR: JCOMERC I 2010/07/06 | QUALITY SYMBOLS | GENERAL TOLERANCES (UNLESS SPECIFIED) | DIMENSION STYLE | SCALE | DESIGN UNITS | THIRD ANGLE PROJECTION | |
| | | | ▽ = 0 | mm INCH | MM ONLY | 4:1 | METRIC | ☉ | |
| | | | ▽ = 3 | 4 PLACES ± --- ± --- 3 PLACES ± --- ± --- 2 PLACES ± 0.13 ± --- 1 PLACE ± 0.25 ± --- | DRAWN BY DATE DROSCA 04/10/2007 | TITLE | SPOX BMI HEADER ASSEMBLY VERTICAL, SINGLE ROW 1X6 2.5MM SPACING | | |
| | | | ▽ = 2 | ANGULAR ± 1/2° | CHECKED BY DATE JCOMERC I 04/10/2007 | APPROVED BY DATE JCOMERC I 04/10/2007 | | | |
| DRAFT WHERE APPLICABLE MUST REMAIN WITHIN DIMENSIONS | | | | MATERIAL NO. 465111000 | DOCUMENT NO. SD-46511-100 | SHEET NO. 1 OF 1 | | | |
| THIS DRAWING CONTAINS INFORMATION THAT IS PROPRIETARY TO MOLEX INCORPORATED AND SHOULD NOT BE USED WITHOUT WRITTEN PERMISSION | | | | | | | | | |